

[3] MySOS app: Confirm settings

Android

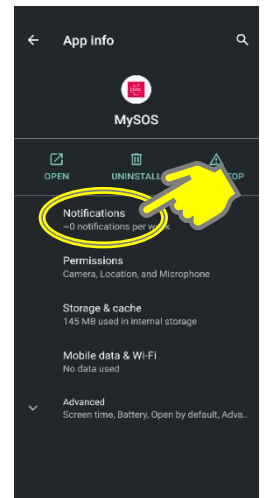
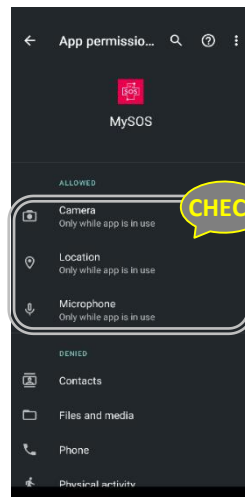
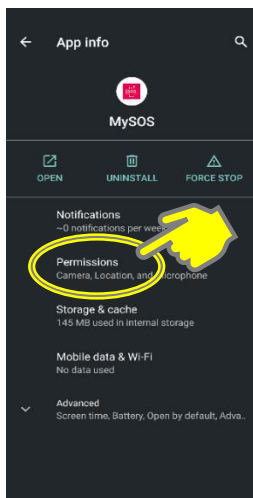
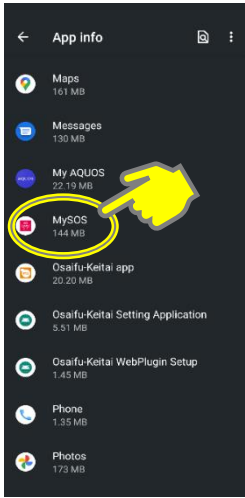


Screens may differ slightly depending on device model, but please ensure all notifications are set to ON.

Please ensure your device is NOT set to silent mode, quiet mode, or manners mode.

※Setting method may differ depending on device model.

Please check the frequently asked questions in HCO homepage for details.



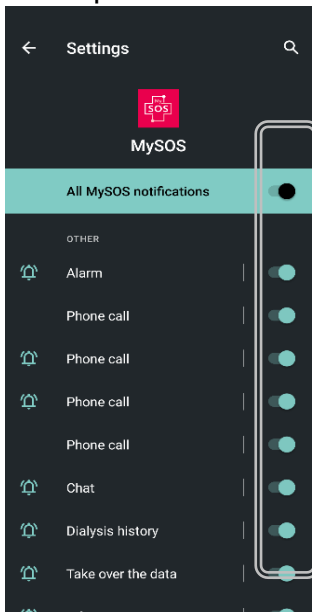
Go to Settings, tap "Apps" or "Apps and Notifications" then scroll down and tap "MySOS"

Tap "Permissions"

Confirm that "Camera" "Microphone" and "Your location" are set to "Only when App is in use" or "ON"

Go back to MySOS screen, tap "Notifications"

■ Example 1



Confirm that all notifications are set to ON

■ Example 2

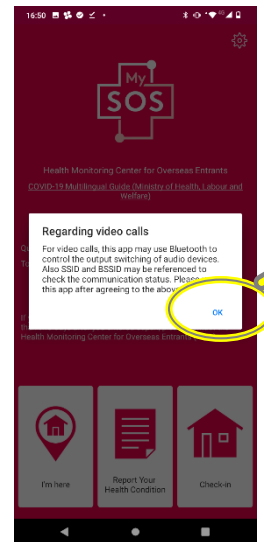


Go back to MySOS screen, then tap "Notifications"

- Confirm that all notifications are set to ON.

- Confirm that "Hide notification content when locked" is turned OFF

- Alternatively, on "Lock screen notifications" confirm that "Show all notification content" is set to ON



Tap "OK"